

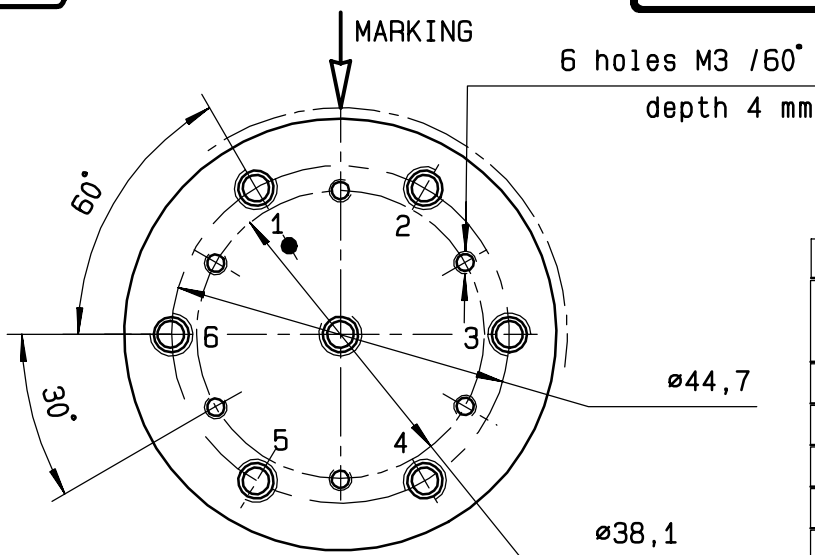


**DRAWING**

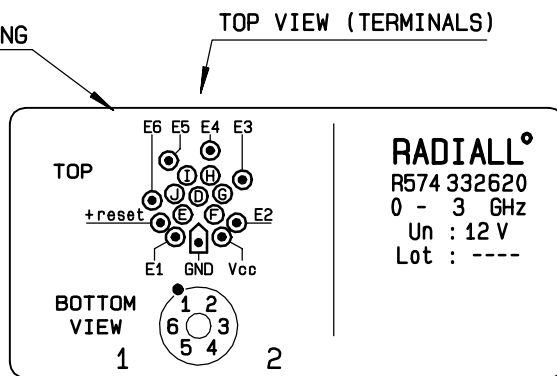
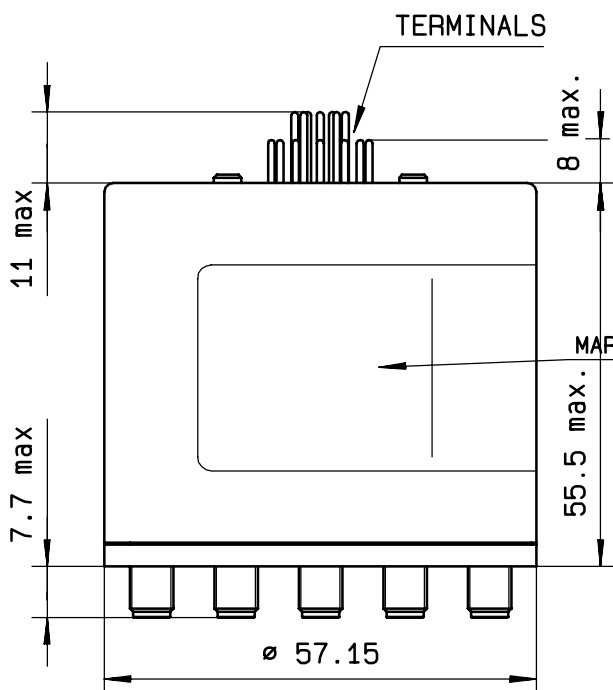
General tolerance: ± 0,5 mm

**R574 332 620**

Page  
2/2

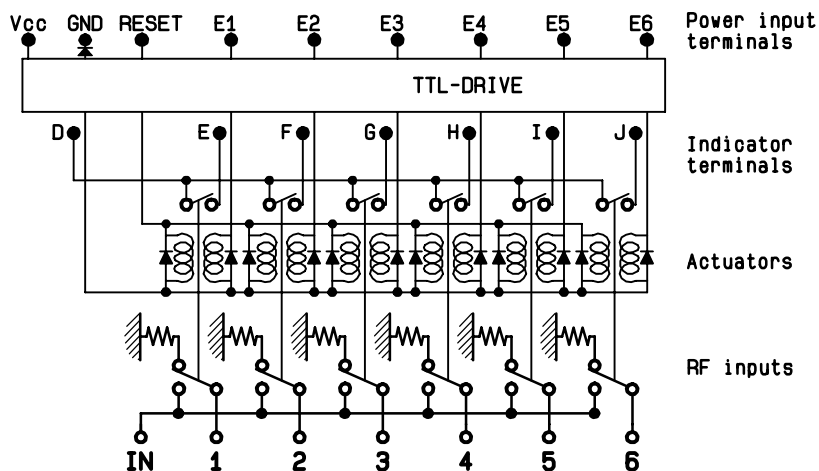


TTL input	RF continuity	Ind.
RESET = 1	All ports open	--
E1 = 1	IN ↔ 1	D.E
E2 = 1	IN ↔ 2	D.F
E3 = 1	IN ↔ 3	D.G
E4 = 1	IN ↔ 4	D.H
E5 = 1	IN ↔ 5	D.I
E6 = 1	IN ↔ 6	D.J



**RADIALL<sup>®</sup>**  
R574 332620  
0 - 3 GHz  
Un : 12 V  
Lot : ----

**SCHEMATIC DIAGRAM**



ISSUE 17.Sep.04

4113-9212 This information is given as an indication. In the continual goal to improve our products, we reserve the right to make any modifications judged necessary